

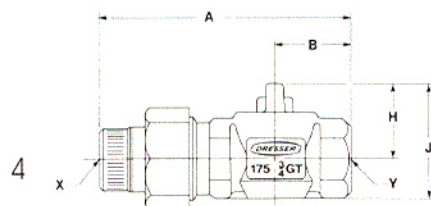
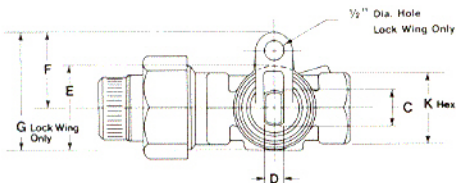
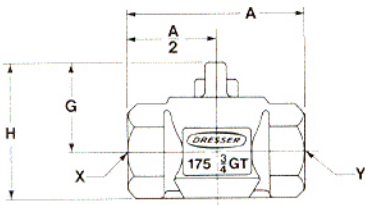
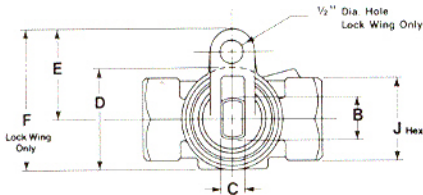
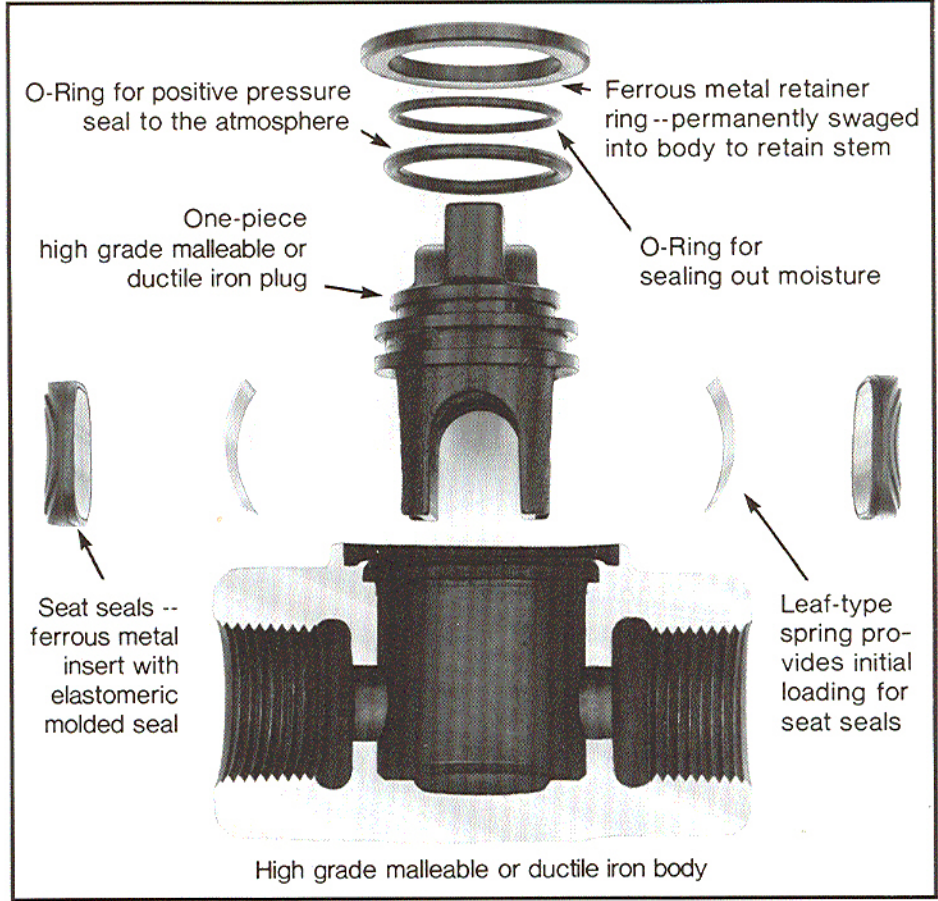
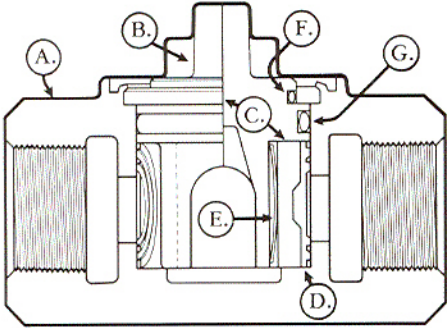
Style 275

Specifications and Dimensions

Materials

Specifications:

- A. Body: High Grade Malleable or Ductile Iron
- B. Stem: High Grade Malleable or Ductile Iron
- C. Retaining Ring and Seat Pads (2): Ferrous Powder Metal
- D. Seats (2): Buna-N Rubber
- E. Seat Springs (2): Stainless Steel
- F. Stem Weather Seal: Buna-N Rubber
- G. Stem O-Ring Seal: Buna-S Rubber



Style 275 Meter Valve With Screwed Ends

Valve Size

X	Y	A	B	C	D	E	F	G	H	J
3/4"	1/2"	3 3/8	2 3/32	1 3/32	1 7/8	1 2 1/32	2 19/32	1 5/8	2 17/32	1 9/16
3/4"		3 3/8	2 3/32	1 3/32	1 7/8	1 2 1/32	2 19/32	1 5/8	2 17/32	1 9/16
1"		3 7/8	3/4	1 3/32	2 1/8	1 13/16	2 7/8	1 13/16	2 29/32	1 7/8
1 1/4"		4 1/4	13/16	7/16	2 7/16	2 1/32	3 1/4	2 1/32	3 11/32	2 1/4

Style 275 Meter Valve With Insulated Union End

Valve Size

X	Y	A	B	C	D	E	F	G	H	J	K
3/4"	1/2"	5 25/32	1 11/16	2 3/32	1 3/32	1 7/8	1 2 1/32	2 19/32	1 5/8	2 17/32	1 9/16
3/4"		5 25/32	1 11/16	2 3/32	1 3/32	1 7/8	1 2 1/32	2 19/32	1 5/8	2 17/32	1 9/16
1"		6 5/8	1 15/16	3/4	1 3/32	2 1/8	1 13/16	2 7/8	1 13/16	2 29/32	1 7/8
1 1/4"		7	2 1/8	1 3/16	7/16	2 7/16	2 1/32	3 1/4	2 1/32	3 11/32	2 1/4